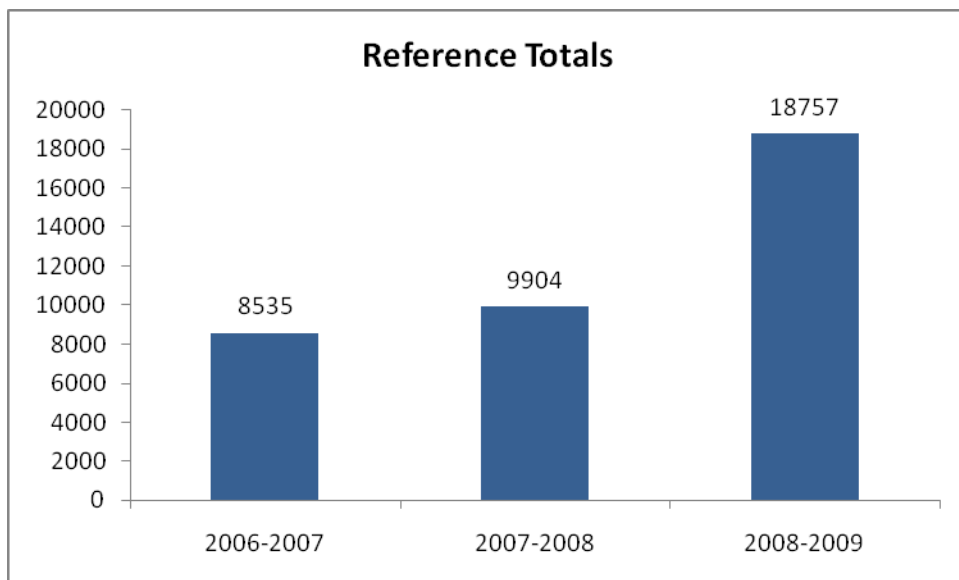
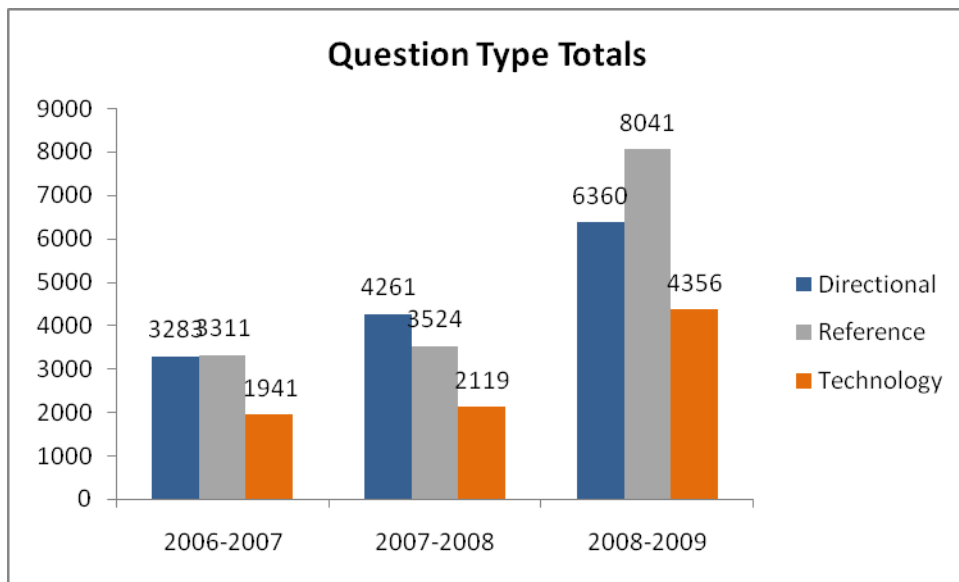


SACS Interim Report

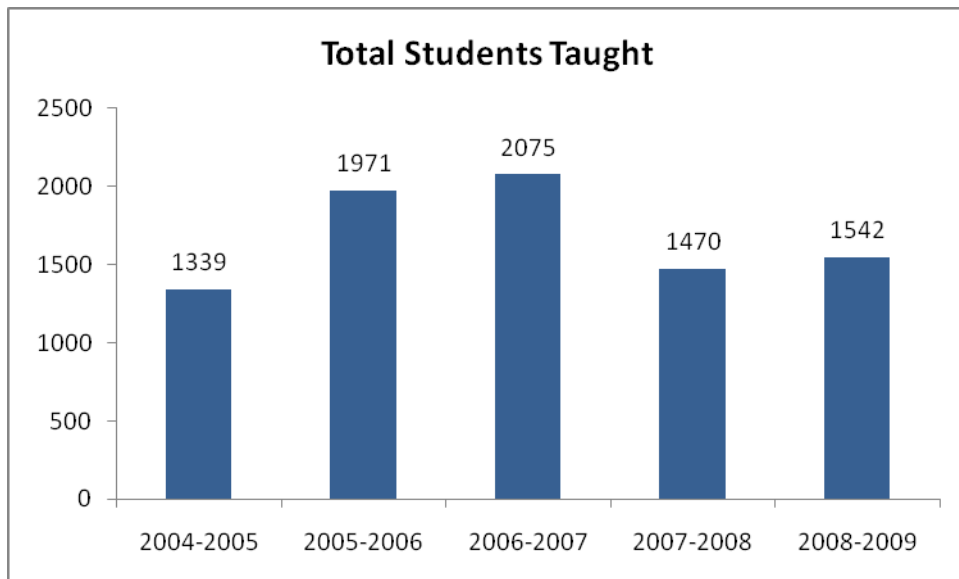
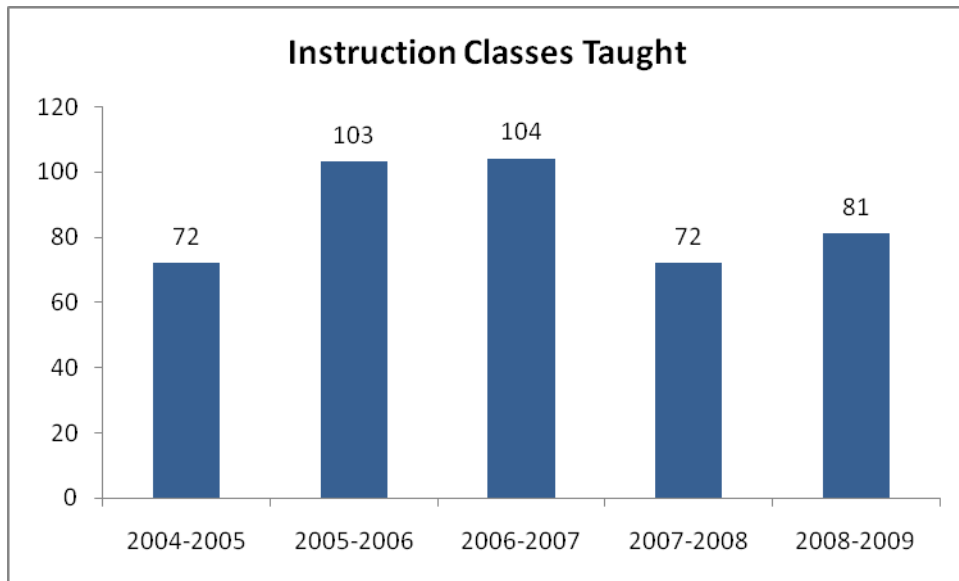
Assessing Effectiveness - Library

The library's effectiveness is determined primarily by our statistics. We have statistics on the number of students in the library, how many questions the staff answer, how many students we teach, how our web pages are being utilized, remote logins for Galileo, and database searches and sessions. We also have counts on the number of books we circulate and the number of Reserves we put on each semester. On major projects, we implement SurveyMonkey or web feedback pages on the site to see if the constituency approves or sees any immediate changes that need to be done.

Reference: how many questions the staff answers

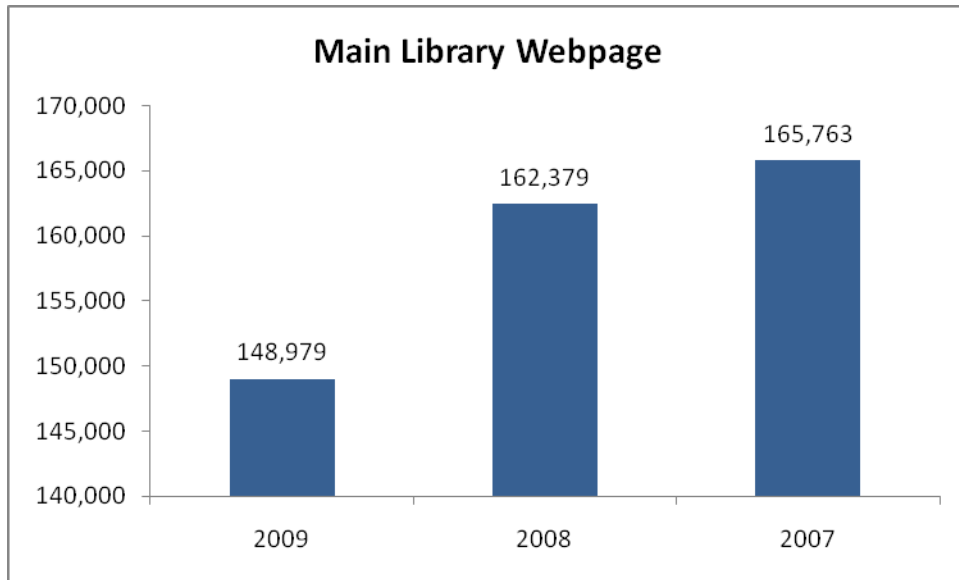


Bibliographic Instruction: how many classes librarians teach



Website Usage: how our web pages are being utilized

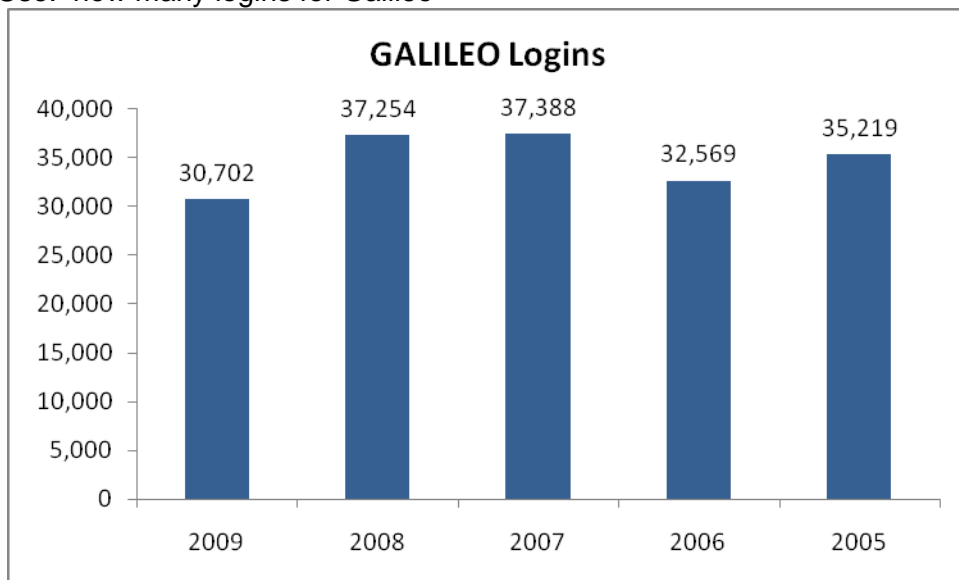
Note: In 2009, the library launched a new website that has direct linking to secondary pages which accounts for the drop in statistics for those pages.



Secondary Pages

	2009	2008	2007
CSU Databases	7,645	24,074	33,557
Find Articles	6,625	NA	NA
Find Books	4,616	NA	NA
Research Tools	3,688	5,717	4,789

Database Use: how many logins for Galileo



Database Use: how many database logins (sessions) and how many searches

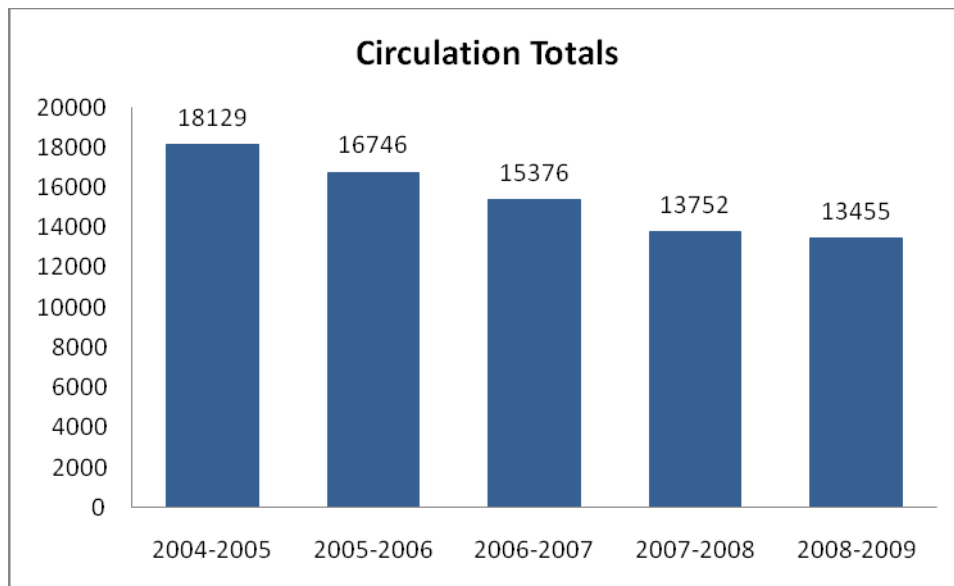
Sessions

	2009	2008	2007	2006	2005
EBSCO - Research Databases	45,134	191,361	NA	NA	NA
JSTOR	NA	NA	NA	NA	NA
ProQuest	57,524	81,058	62,042	NA	NA
WilsonWeb	48,968	58,325	24,385	8,255	1,324

Searches

	2009	2008	2007	2006	2005
EBSCO - Research Databases	152,862	255,222	NA	NA	NA
JSTOR	19,173	51,201	156,739	20,544	NA
ProQuest	68,935	101,393	80,069	NA	NA
WilsonWeb	52,771	60,424	37,154	15,149	3,939

Circulation: counts on the number of books checked out



Reserve: number of Reserves removed and checked out

