
Lighting for Motion Pictures - CMS 3410

"The mood created by the light...is there. It is up to the photographer to find it." -John Alton, Painting With Light



Course number: CMS - 3410

Lighting for Motion Pictures

Fall, 2015 / 3.0 credit hours

MW, 11a.m.-2:00p.m. in ME 144/150

Instructor: [Jonathan M. Harris, MFA](#)



Office Location: **ME #214**

Phone: (678) 466-4716

E-Mail: jonathanharris2@clayton.edu

[Course Website \(GeorgiaView\)](#)

[Instructor Website](#)

Office Hours: Monday/Wednesday 10:00a.m.-11:00a.m., 2:00p.m.- 4p.m. and by appointment. Please come by my office at these times or schedule an appointment in advance at another time.

You can access our course in GeorgiaView by clicking on the link above or by scanning the QR code here using your mobile phone. Don't know what your username and password are? [Click here.](#)


Communication

Please feel free to e-mail questions, concerns, ideas or just to check in whenever you like. I will try to respond during the week within 24 hours. I may not respond during the weekend but rest assured, I will get back with you during the week. Please include information about which class you are in when e-mailing, thanks! Also, please be aware that all students and faculty are expected to use the official CSU e-mail system for security reasons and to abide by federal regulations.

Textbook

Loch Shop [textbook available here.](#)

Jackman, John. Lighting for Digital Video and Television, Third edition. ISBN 0-240-81227-1



Catalog Description

This studio course introduces the aesthetic conventions and technical skills of motion-picture lighting, including instruments, equipment, and techniques used for in-studio and on-location settings. Students will learn the process behind production lighting and demonstrate the ability to achieve a professional-quality video image.

Course Prerequisites and Co-requisites:

[CMS 2100](#) with a minimum grade of C

Course Objectives/Learning Outcomes

CMS 3410 is an elective course in the Communication and Media Studies program and a required course in the B.A. in Film Production:

Course Outcomes:

1. An understanding of the restrictions and requirements of a production lighting designer
2. Initial mastery of all techniques necessary for planning, shooting, and lighting relatively straight-forward set ups in the studio and on location
3. An understanding of the aesthetic purpose and application of lighting in film and video production
4. Proficiency with lighting instruments and related equipment

Program Outcomes

The following link provides the Communication and Media Studies learning outcomes:

<http://www.clayton.edu/vpa/cms/programoverview>

This course provides support for the following CMS learning outcome:

“Apply media aesthetics to the production of communication vehicles using appropriate technologies”

Course Format

Face to face discussion, lecture, and hands-on operation of hardware and software.

Major Student Activities:

- Reading and thoughtfully reflecting on class reading/viewing assignments
- Creating floor plans and lighting diagrams for projects
- Lighting, shooting, and editing projects
- Answering and asking questions during class and participating

- actively in discussions, critiques, and workshops
- Taking quizzes and examinations

Course Assignments/Assessments

Please check D2I for a complete list of assignments and assessments for the course. In general, students can expect the following:

- Weekly Quizzes** over the reading/lecture due by class time each week.
- Weekly group lighting assignments**
- Monthly group lighting projects**
- Periodic timed exams** including a midterm and final exam. Please keep up with the readings and lectures as well as the discussions so you are prepared for the exams!

Grade breakdown

Lighting Projects (Project I 100, Project II 100, Project III 100)	30%
Midterm examination	15%
Final examination**	15%
Weekly assignments (lighting diagrams, setups, discussion posts, etc.)	15%
Online quizzes: 15 quizzes @ 10 points each	15%
Attendance and Participation	10%
TOTAL	100%

Grading Scale:

A	90%-100%
B	80%-89%
C	70%-79%
D	60%-69%
F	50%-59%

Mid-term Progress Report:

The mid-term grade in this course, which will be issued on October 6th, reflects approximately 30% of the entire course grade. Based on this grade, students may choose to withdraw from the course and receive a grade of "W." Students pursuing this option must fill out an official withdrawal form, available in the Office of the Registrar, or withdraw on-line using the Swan by mid-term, which occurs on October 9h. [Instructions for withdrawing are provided at this link.](#)

The last day to withdraw without academic accountability is October 9th, 2015.

Late Work

Late assignments will be penalized with point deductions determined by the instructor but will not exceed 10 % penalty per day.

Grades and turnaround time for assignments

Please be patient. I know you will work hard on the assignments in this course. Please know that I will be diligent in returning graded assignments as quickly as possible. This usually translates into a week after the deadline date. It may be quicker sometimes and at times it may take a bit longer. Quizzes will be auto-graded by D2L so that you have feedback more quickly on how you're doing. Whenever possible, peer reviews of work offer another avenue for timely feedback.

Computer/Technology/Materials Requirements

You are required to have ready access throughout the semester to a notebook computer that meets faculty-approved hardware and software requirements for your academic program. For further information on CSU's Official Notebook Computer Policy, please go to <http://itpchoice.clayton.edu/policy.htm> You must have a stable internet connection which is available to you frequently in order to access the course and keep up with assignments. Please see an exhaustive list of [technology requirements here](#).

In-class Use of Student Notebook Computers: Student notebook computers will not be used during any class sessions in this course.

Computers will be required to access course materials from home and to communicate with your instructor.

Required Skills

Students enrolled in this course should possess the following technology skills:

- The ability to access information via the Internet
- The ability to use GeorgiaView (WebCT/LMS) and associated tools, including discussion boards, chat rooms, online testing and assignment submission features
- The ability to use word processing software and to save in alternate formats
- The ability to send, receive and include attachments using email
- The ability to demonstrate netiquette (appropriate online conduct)

Software

The following software is required in order to view course content and to participate in planned course activities. If you do not have this software currently loaded on your computer or are unsure, you can download the software for free by clicking on the following links:

Adobe Reader	
Flash Player	

Technical Support

[HUB URL](http://thehub.clayton.edu/index.php?nav=hub_services) (http://thehub.clayton.edu/index.php?nav=hub_services)


Etiquette Requirements

Cell phone/mobile use is not permitted, period, unless we're using them for coursework. The instructor will silence his cell phone and will refrain from checking it during class time. Please accord the instructor and your classmates the same courtesy. **Student attendance/participation score will be reduced if cell phones are used in anyway during class time.** It is not o.k. to keep your phone in your hand or on the desk at anytime during class unless requested by the instructor, thank you! :-)

Computers in M144 should be used for coursework only, not for the viewing of videos, Facebook chats etc., during class time. As an added incentive, consider that you are losing money and more importantly, knowledge/information everytime you allow yourself to get distracted during class time. It also distracts other students.

Course Attendance Policy

Students are expected to attend all classes, and to access the online course materials and participate in the required discussions, activities and assignments. Students are expected to be on time for class and to stay for the duration of the class. **Late students should enter silently and without disruption.**



Students should focus during class time on the material presented by the instructor and by other students. Students may receive a zero for attendance and participation if they do not attend and actively engage in the class that day. Any absence must be accompanied by a written excuse from a doctor or other competent authority.

Attendance points

Each student will receive 100 points for each day they are on time and in their seat when class begins and remain the entire class period. If arriving after the start time for the course, students will receive 50 points until 15 minutes into class at which time they will receive 0 points for the day. This score may be reduced if students ignore other rules of etiquette for the class. Any student who fails to attend the first two class sessions or complete a scheduled assignment during the first week of class will be reported as a “No Show” . **If a student leaves class before the end of the period, they will receive a 0 for attendance.**

Online Etiquette (Netiquette)

Discussion, chat, and e-mail spaces within this course are for class purposes only, unless otherwise stated. Please remember to conduct yourself collegially and professionally. Unlike in the classroom setting, what you say in the online environment is documented and

not easily erased or forgotten.

The following guidelines apply:


- Avoid using ALL CAPS, sarcasm, and language that could come across as strong or offensive.
- Use proper punctuation, grammar and be sure to edit your contribution before posting.
- Keep chat comments brief and to the point.
- E-mail should only be used for messages pertaining to the course. Please refrain from sending forwards, jokes, etc. within e-mail.

General Policy

Students must abide by policies in the Clayton State University Student Handbook, and the Basic Undergraduate Student Responsibilities.

University Attendance Policy

Students are expected to attend, log in, and actively participate as part of their learning in the course. Instructors establish specific policies relating to absences in their courses and communicate these policies to the students through the course syllabi. Individual instructors, based upon the nature of the course, determine what effect excused and unexcused absences have in determining grades and upon students' ability to remain enrolled in their courses. The university reserves the right to determine that excessive absences,



whether justified or not, are sufficient cause for institutional withdrawals or failing grades.

Disabilities

Students with disabilities who require reasonable accommodations need to register with Disability Services in order to obtain their accommodations. You can contact them at 678-466-5445 or disabilityservices@clayton.edu. If you are already registered with Disability Services and are seeking accommodations for this course, please make an appointment with me to discuss your specific accommodation needs and give me your accommodations letter.

Academic Dishonesty

Any type of activity that is considered dishonest by reasonable standards may constitute academic misconduct. The most common forms of academic misconduct are cheating and plagiarism. All instances of academic dishonesty will result in a grade of zero for the work involved. All instances of academic dishonesty will be reported to the Office of Student Life/Judicial Affairs.

Student Code of Conduct






Behavior that disrupts the teaching–learning process during class activities will not be tolerated. While a variety of behaviors can be disruptive in a classroom setting, more serious examples include

belligerent, abusive, profane, and/or threatening behavior. A student who fails to respond to reasonable faculty direction regarding online behavior and/or behavior while participating in online course activities may be dismissed from class. A more detailed description the Student Code of Conduct can be found at <http://adminservices.clayton.edu/studentconduct/>

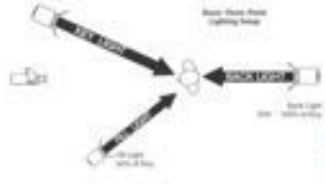
Operation Study

At Clayton State University, we expect and support high motivation and academic achievement. Look for Operation Study activities and programs this semester that are designed to enhance your academic success such as study sessions, study breaks, workshops, and opportunities to earn Study Bucks (for use in the University Bookstore) and other items.

Course Schedule

TOPIC AND DATE	DESCRIPTION OF CONTENT	READ
Week 1	 <p>The Physics of Light: The Eye and the Camera</p>	Chapter 1
Week 2	<p>Key Characteristics: Intensity, Quality, Color</p> 	Chapter 2
Week 3	 <p>Watts, Volts, Meters, Monitors, and Scopes, oh my!</p>	Chapter 3
Week 4	Labor Day Holiday - No class	Chapter 4
Week 5	 <p>Lighting Instruments 1 and 2: Open-faced and lensed and Controlling Light - Diffusion, flags, cookies, etc.</p>	Chapter 4, Chapter 5
Week 6	<p>Basic lighting theory and technique</p> 	Chapter 6

Week 7



Three point lighting
Setting up

Chapter 7

interview lighting

Week 8

Interview lighting, Pt. 2
Midterm Exam



Chapter 7

Week 9

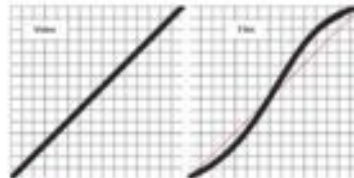
Fall Break - no class

Chapter 8

Week 10

Solving common lighting problems
Studio lighting - flat lighting

Chapters 8 and 9



Week 11



Advanced lighting techniques - mood and the the Narrative

Chapter 10

Week 12

Narrative film lighting, II



Chapter 10, 11

Week 13



Working to
reduce
daytime
contrast

Chapter 12

Week 14

Low budget location lighting!
Special lighting situations



Chapters
13, 14

Week 15

No Class this week -
Thanksgiving

Week 16

Putting it all together - work on
final projects in class.



TBA

Week 17

Final projects due!

Final Exam