

# D2L Updates

## Summer 2020

*Version Update – 20.20.6*

*Thursday June 25<sup>th</sup>, at 9:00pm - Friday, June 26<sup>th</sup> at 9:00am*

The USG is upgrading our instance of D2L to version 20.20.6 during the above maintenance window. This update is NOT expected to cause any D2L outage or interruption. Of note in this version update, D2L has released a new layout when creating/editing Assignment Folders and Rubrics.

The new create/edit experience for both items is an opt-in/opt-out process and you may change your selection at any time. You'll be prompted to opt-in/opt-out when creating/editing an Assignment Folder or Rubric for the first time after the maintenance window has concluded.

**Please Note:** D2L will eventually force users to use the new create/edit experience. The opt-in/opt-out process is designed to gradually transition users to the new experience prior to forcing the change. CELT anticipates this will occur for Assignment Folders and Rubrics sometime within the next calendar year (July 1, 2020 – July 1, 2021). Additional information will be communicated once it becomes available to us.

## Upcoming Update

*Version Update - 20.20.7*

*Scheduled for: Friday, July 24<sup>th</sup>, 2020*

The USG is upgrading our instance of D2L to version 20.20.7 on Friday, July 24<sup>th</sup>. The update is NOT expected to cause any D2L outage or interruption. The exact timing of the update and further information regarding changes to D2L will be communicated within the coming weeks, as CELT receives additional information from USG. We have, however, been notified that:

- The new quiz builder experience will default to ON for all instructors. If you haven't yet, we recommend opting-in to the new quiz builder experience to become familiar with the layout prior to the forced transition on July 24<sup>th</sup>.

<i>Version 20.20.6 – Updates – June 26<sup>th</sup>, 2020</i>		
<b>Item</b>	<b>Update/New</b>	<b>Brief Description</b>
<a href="#">Assignment - New Assignment Create/Edit Experience</a>	New	A new layout when creating/editing an assignment folder. Allows for instructors to opt-in/opt-out of the new experience.
<a href="#">Learning Outcomes - Display of outcome hierarchy</a>	Update	Increased functionality of the learning outcomes feature by linking to the Quiz tool.
<a href="#">Learning Outcomes – Transfer Rubric feedback</a>	Update	If Rubric set to “always hidden”, a new option appears to allow instructors to display feedback from a hidden rubric and have it appear in the students viewable feedback.
<a href="#">Rubrics – Accessibility improvements in Rubric creation</a>	Update	Enhanced functionality to allow for screen-reader software to more accurately read D2L rubrics.
<a href="#">Rubrics - New Rubric Create/Edit Experience</a>	New	A new layout when creating/editing a D2L rubric. Allows for instructors to opt-in/opt-out of the new experience.

<i>Version 20.20.7 - Updates – Upcoming: July 24<sup>th</sup>, 2020</i> (Known Updates as of June 25, 2020 – more will be included over the next 2-3 weeks)		
<b>Item</b>	<b>Update/New</b>	<b>Brief Description</b>
<a href="#">Quiz - New Quiz Builder Experience</a>	Update	New quiz builder experience will default to ON, removing the ability for instructors to opt-in/opt-out. <a href="#">Click here for a short video covering the new quiz builder.</a>

# Version Update - 20.20.6

## Assignments - Create and edit experience | New

The create and edit Assignments page has an updated look and feel. The first time you create, or edit an existing, assignment you'll be given the below prompt which allows you to opt-in (Leave it on) or opt-out (Turn it off).

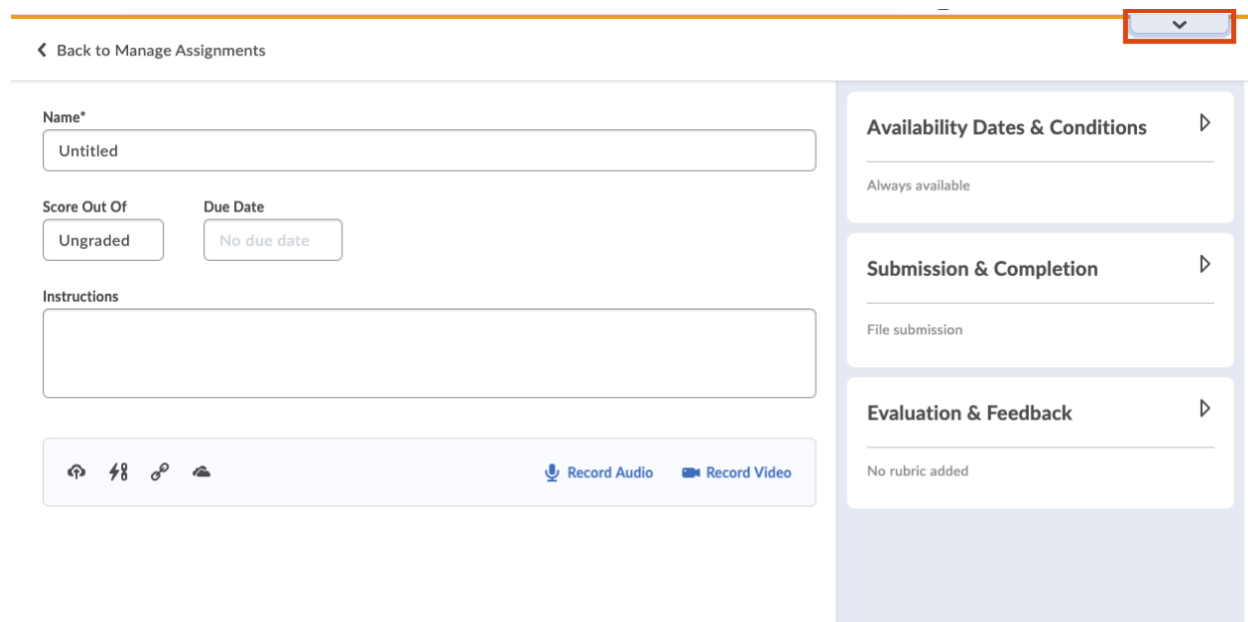
### Welcome to the new assignment create/edit experience!

The new experience is on.

Turning on the new assignment create/edit experience will change your assignment create/edit view. You can return to the old assignment create/edit experience at any time.



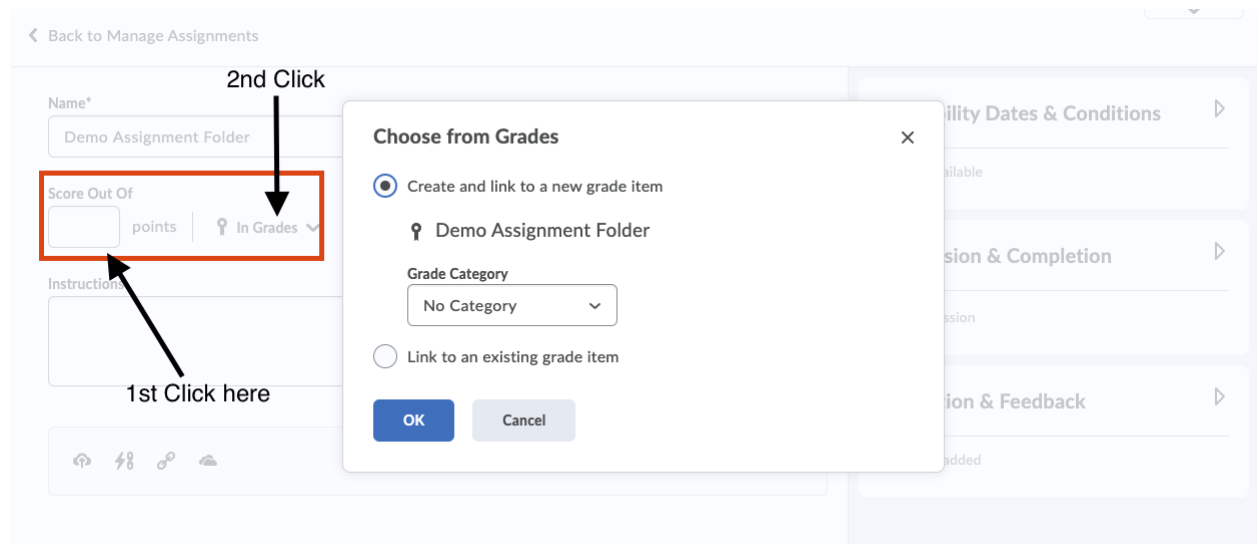
Regardless of your initial choice, you can opt-in/opt-out at any other time. To do so, when creating or editing an assignment look towards the top of the browser window for a drop-down arrow, clicking it will reopen the new assignment builder prompt and you can change your selection as many times as you'd like.



If you opt-in to the new builder, you'll notice the classic tabbed view has been transformed into a new, fully immersive page layout. The primary panel on the left contains frequently used fields that are always displayed. These fields are most relevant to learners and are the core details an instructor might want to add; due date, instructions, and attachments.

The panel on the right organizes additional, more advanced options such as start and end dates, rubrics, annotation tools, and Turnitin. When these options are collapsed, summary text provides details about which settings are active and subtle hints that aid in the discovery of additional settings. As a result, you can see everything at a glance with little to no scrolling, and without having to navigate through any tabs.

The new experience also streamlines the process of linking assignments to your gradebook. When you enter a score, your assignment is added to Grades, and the name and score are **automatically synced** for you. If you traditionally create grade items in advance, support for selecting existing grades and categories is also available.



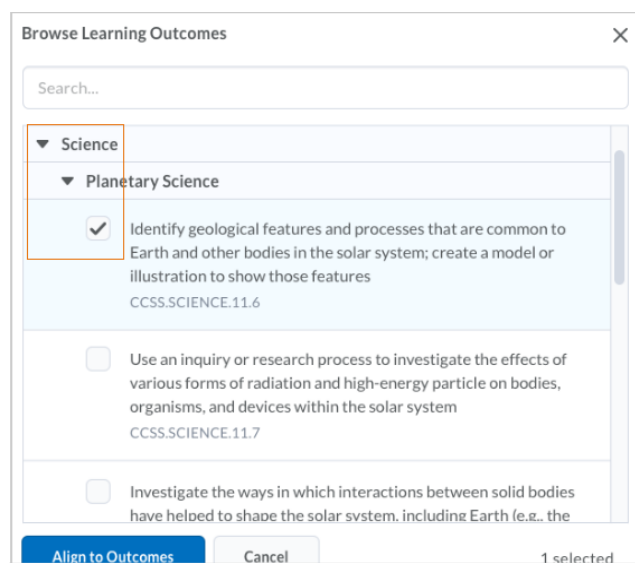
**Figure:** The above image shows the new ability to associate an assignment folder with a newly created gradebook item or to link to an existing.

<i>Impact of Change</i>	<i>Technical Details</i>
Slight impact to instructors due to the ability to opt-in/opt-out of the new assignment create/edit experience.	<b>Availability:</b> This feature is available to all clients. Instructors may opt-in/opt-out of the new assignment creation experience within a specific course at any time.

## Learning Outcomes - Display of outcome hierarchy and search in Quiz alignment picker | Update

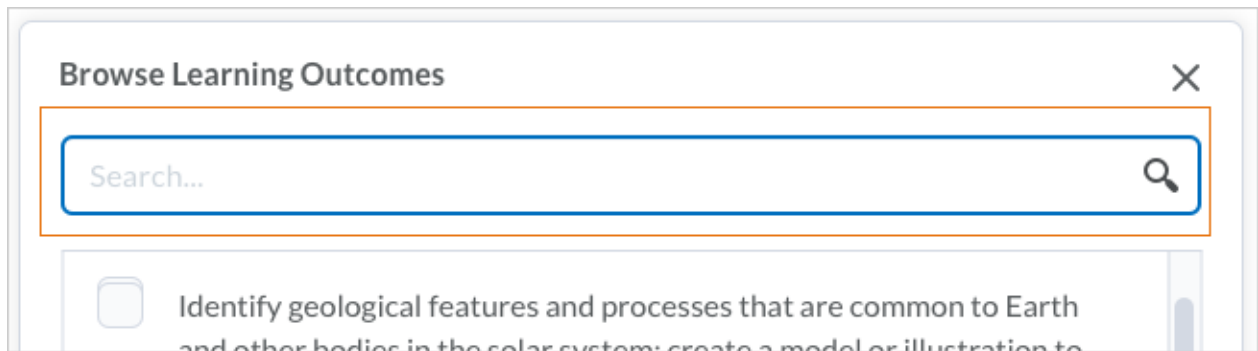
To increase the value of the Learning Outcomes features in the Quiz tool, the learning outcomes hierarchy tree is now displayed. It can be collapsed to facilitate finding and using specific outcomes in any assessment activity or rubric where outcomes can be aligned.

From the Learning Outcomes list, the user can click on the highest-level outcomes to expand and reveal the child nodes within that outcome. Within the child nodes, administrators and instructors can select one or more leaf-node outcomes to align to their course activity or content page. Selecting any parent level of the hierarchy collapses all child objects under that parent.



**Figure:** The expanded hierarchy of the Learning Outcomes picker. The number of hierarchy levels displayed will depend on the outcome structure included in the course intent list.

In addition, users can now search the outcomes list to find the best outcome to align with quiz activities in their courses and programs. If there is a large list of outcomes available for a program or course, the ability to search can save time and provide a better customer experience. When aligning an activity to an outcome in quizzes, users can enter text or an outcome code in the search bar. The search results include outcome descriptions and codes and highlight the search query words in the results.



**Figure:** The **Search** bar appears in any assessment activity or rubric where outcomes can be aligned.

<i>Impact of Change</i>	<i>Technical Details</i>
Moderate impact to instructors who can more easily navigate outcome lists when adding outcomes to quizzes.	<b>Availability:</b> This feature is available to all clients using the Learning Outcomes tool with the Quiz tool. This functionality is automatically enabled for Learning Outcomes users. Outcomes must be previously imported from ASN or manually created for there to be items in the list.

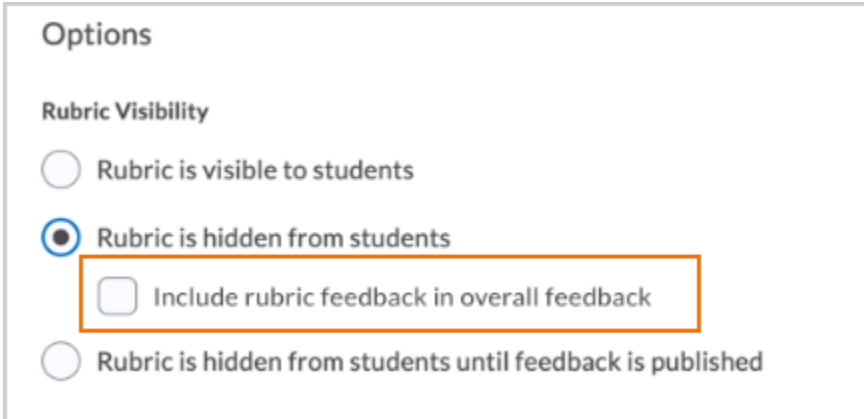
## Learning Outcomes – Transfer Rubric feedback to General feedback | Updated

Rubrics can be set to three types of visibility to learners: **Always visible**, **Visible after assessment**, and **Always hidden**. When a rubric is set to **Always hidden**, there is now a checkbox to indicate that you want the feedback provided on hidden rubrics to be displayed to learners in general feedback. The feedback from a rubric with this option enabled appears to the learner when reviewing feedback on the activity.

This approach is useful when instructors provide rubrics as a marking scheme for teaching assistants (not appropriate for learners to view) but want learners to benefit from the feedback provided on those rubrics. Instructors can also use this approach to provide learners with feedback on specific criteria listed in a rubric without knowing all the details for that criteria, such as a lab simulation for nursing.

This feature now includes the ability for the feedback on hidden rubrics to be visible to all assessment items, including assignments, discussions, or grade items.

**Please Note:** If you select the option to display hidden rubric feedback in general feedback, the content does not also appear on the Outcomes Progress page. Outcomes Progress pages are scheduled to be updated in a future release.



The image shows a screenshot of a settings dialog box titled "Options". Under the heading "Rubric Visibility", there are four radio button options. The second option, "Rubric is hidden from students", is selected with a blue dot. Below this selected option, there is a checkbox labeled "Include rubric feedback in overall feedback", which is currently unchecked. This checkbox is enclosed in a thin orange rectangular border. The other two options are "Rubric is visible to students" and "Rubric is hidden from students until feedback is published".

**Figure:** When you select the “Rubric is hidden from students” option, a new option will appear to include rubric feedback in overall feedback.

<i>Impact of Change</i>	<i>Technical Details</i>
Slight disruption to instructors who can provide feedback on hidden rubrics and have it appear as part of general feedback.	<b>Availability:</b> This functionality is automatically available to updated Rubrics experience users. Users that have NOT opted-in to the new Rubrics experience, will not see this ability.

## **Rubrics – Accessibility improvements in Rubric creation workflow | Updated**

The following updates have been made to improve the accessibility of the rubric creation workflow:

- The button next to the page title is now labelled so a screen reader reads “Actions for [title]” when the button has the focus.
- The Overall Score now has the proper heading level so screen reader users can navigate directly to it from the heading list. Previously, users were required to tab through all previous headings in the list first.
- There is no longer a skipped heading level between Rubric Levels and Criterion (both level 3) and Standards (previously level 5).
- In the rubric preview window, Criterion Score has been added as a column header. Previously, the column did not have any header text.

<i>Impact of Change</i>	<i>Technical Details</i>
Slight disruption due to improved navigation.	<b>Availability:</b> This feature is available to all clients using assistive technology with the updated Rubrics experience. This functionality is automatically available to instructors who have opted-in to the new Rubrics experience.



## Rubric – Create/Edit experience | New

When you create a new, or edit an existing, rubric in D2L (via the rubric tool in the Course Admin area) you will be presented with a prompt to opt-in/opt-out of the new rubric create experience.

---

### Welcome to the new rubric creation experience!

The new experience is on.

Turning off the new rubric creation experience will change your view when creating a new rubric or editing an existing rubric. You can return to the new rubric creation experience at any time.

Leave it on

Turn it off

Similar to the New Assignment Create/Edit experience, you may change your selection at any time.

***Version 20.20.7***  
***Scheduled: Friday, July 24th, 2020***

## **New Quiz Builder | Update**

After the update to 20.20.7 is completed, the ability to opt-in/opt-out of the New Quiz Builder Experience will be removed. The setting will default to ON for all instructors. The new experience, which differs visually from the classic Quiz builder, provides the same functionality and streamlines the quiz creation process overall.

[Click here to view a brief video](#) demonstrating how to create new quiz questions using the new quiz builder.

If you need additional support, please contact us at [CELT@clayton.edu](mailto:CELT@clayton.edu)